RELEASE FOR PRODUCTION	DATE

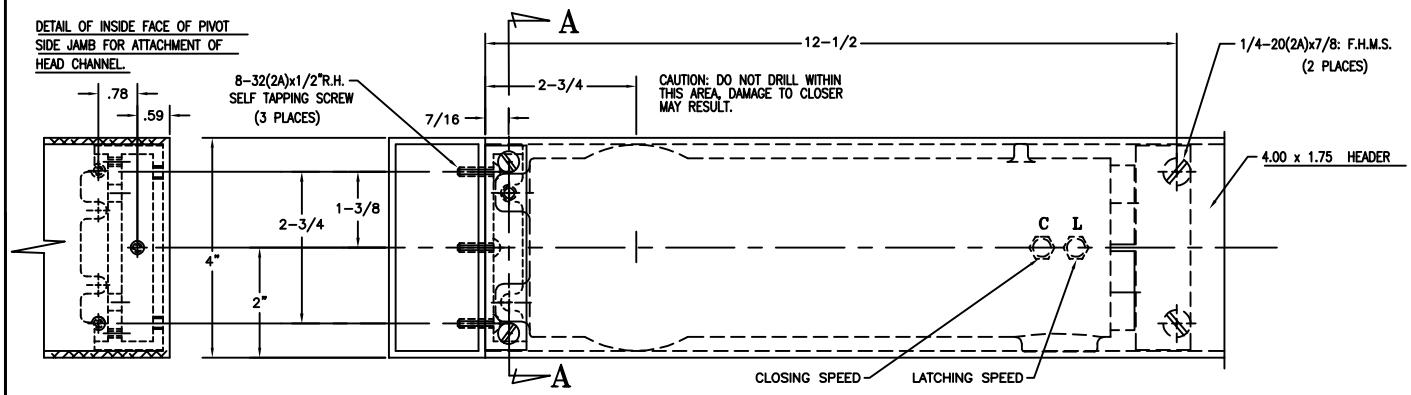

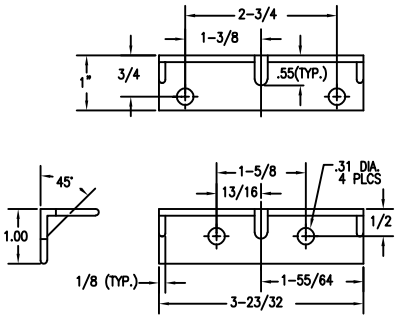

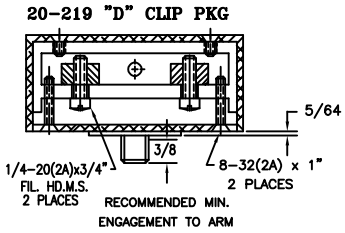

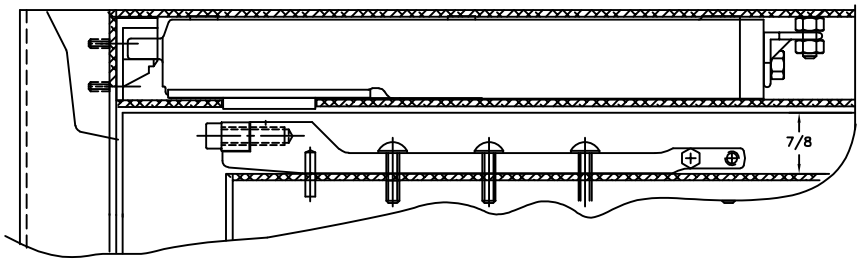

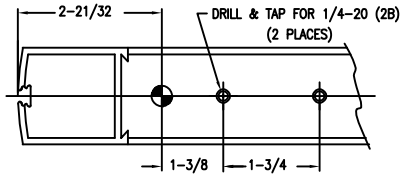

PLAN VIEW (LOOKING UP) OF BOTTOM RAIL "EF" PIVOT

SECTION AA

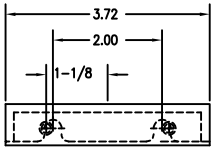

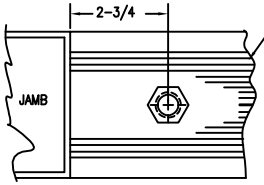

PLAN VIEW (LOOKING DOWN) OF FLOOR MTG. PLATE WITH THRESHOLD.

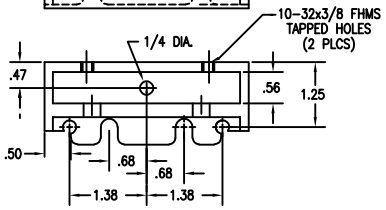

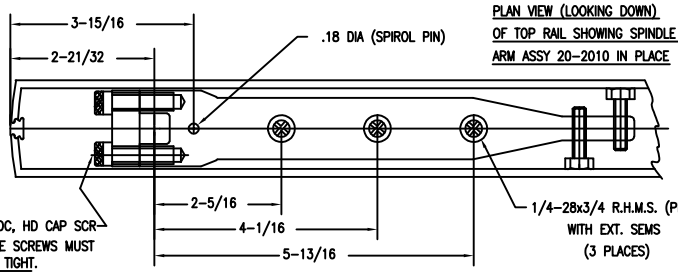

PLAN VIEW (LOOKING DOWN) OF TOP RAIL SHOWING SPINDLE ARM ASSY 20-2010 IN PLACE

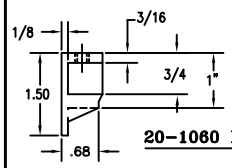

20-1060 PE" PIVOT

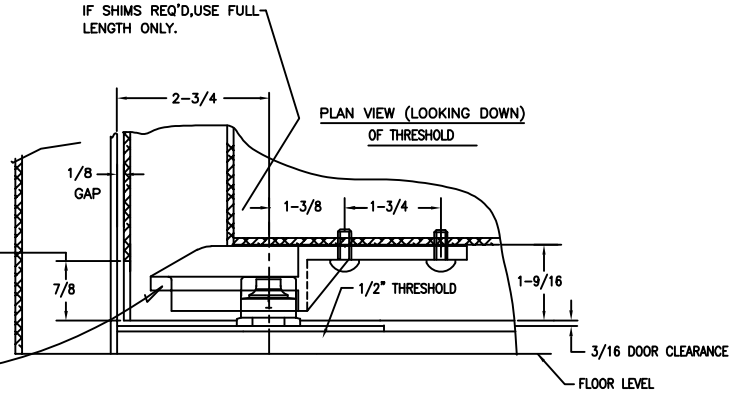

PLAN VIEW (LOOKING DOWN) OF THRESHOLD

21-101-"PE" KIT SER.

DIMENSIONAL TOLERANCES UNLESS OTHERWISE SPECIFIED	APPROVALS	DATE
DECIMAL DIMENSIONS .XX ± .010	APPROVED	
DECIMAL DIMENSIONS .XXX ± .005	CHECKED	
ANGULAR ± ° FRACTIONAL ± 1/64	DRAWN RM	4/9/97

jackson CORPORATION
3447 UNION PACIFIC AVE. LOS ANGELES, CALIF. 90023

FILE NO. 10-1145	MATERIAL	SCALE NONE	SHEET 1 OF 1 SHEETS
NEXT ASSY. 21-101-PE-KITS	FINISH	INST. INSTR. ALUM. xALUM FRAME END LOAD ARMxPE PIVOT	DWG. NO. 10-1145 REV. A
QTY. USED 1	HEAT TREAT		